

FLANGED STAINLESS STEEL Y STRAINER PN16 DIN 3202-1 F1

Stainless steel Y strainer flanged PN16 for filtration of fluids in chemical and pharmaceutical industries, petrochemical industries, hydraulic installation, compressed air.

Strainer with removable filter and bolted bonnet

Threaded BSP draining cap allowing to install a draining valve.

2 PTFE gaskets for the bonnet and the cap.

Compatible with explosive atmosphere, ATEX Zone 1&21 and Zone 2&22.

Strainer in accordance with the regulation (EC) N° 1935/2004.



Size : DN15 to DN200

Connection : Flanges RF PN10/16

Min Temperature : -20°C

Max Temperature : +200°C

Max Pressure : 16 Bars

Specifications : Removable stainless steel filter

Bolted bonnet with draining cap

PTFE gaskets

ATEX

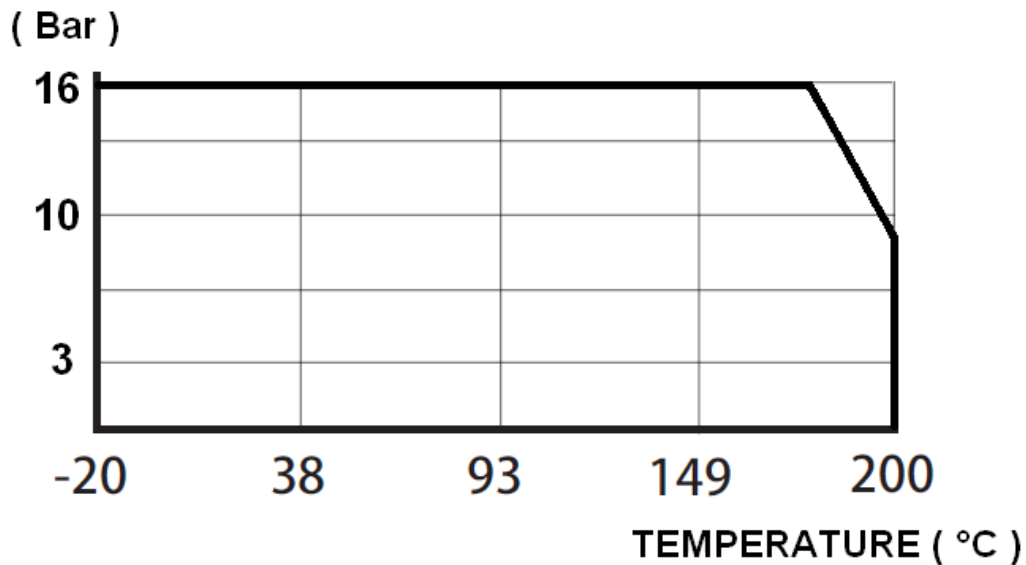
Materials : Stainless steel EN 1.4408

FLANGED STAINLESS STEEL Y STRAINER PN16 DIN 3202-1 F1
SPECIFICATIONS :

- Removable stainless steel filter
- PN16 Flanges R.F.
- Horizontal or vertical position with descendant fluid (respect the flow direction indicated by the arrow)
- Mesh 8/10° mm (800 μ) up to DN 50 , 10/10° mm from DN 65 to 80 and 30/10° over
- Bolted bonnet with draining cap threaded BSP

USE :

- For Chemical and pharmaceutical industries, petrochemical industries, hydraulic installation, compressed air
- Min Temperature Ts : - 20°C
- Max Temperature Ts : + 200°C
- Max Pressure Ps : 16 bars (see graph)
- Steam : 10 bars maximum

PRESSURE / TEMPERATURE GRAPH (STEAM EXCLUDED) :

FLOW COEFFICIENT Kv (M3 / h) :

DN	15	20	25	32	40	50	65	80	100	125	150	200
Kv (m3/h)	2.59	6.05	12.1	17.3	27.7	56.2	85.5	138.4	259.5	415.1	605.4	882.3

BONNET BOLTING TIGHTENING TORQUES (in Nm) :

DN (mm)	15	20	25	32	40	50	65	80	100	125	150	200
Torques (Nm)	25			40		60				150		250

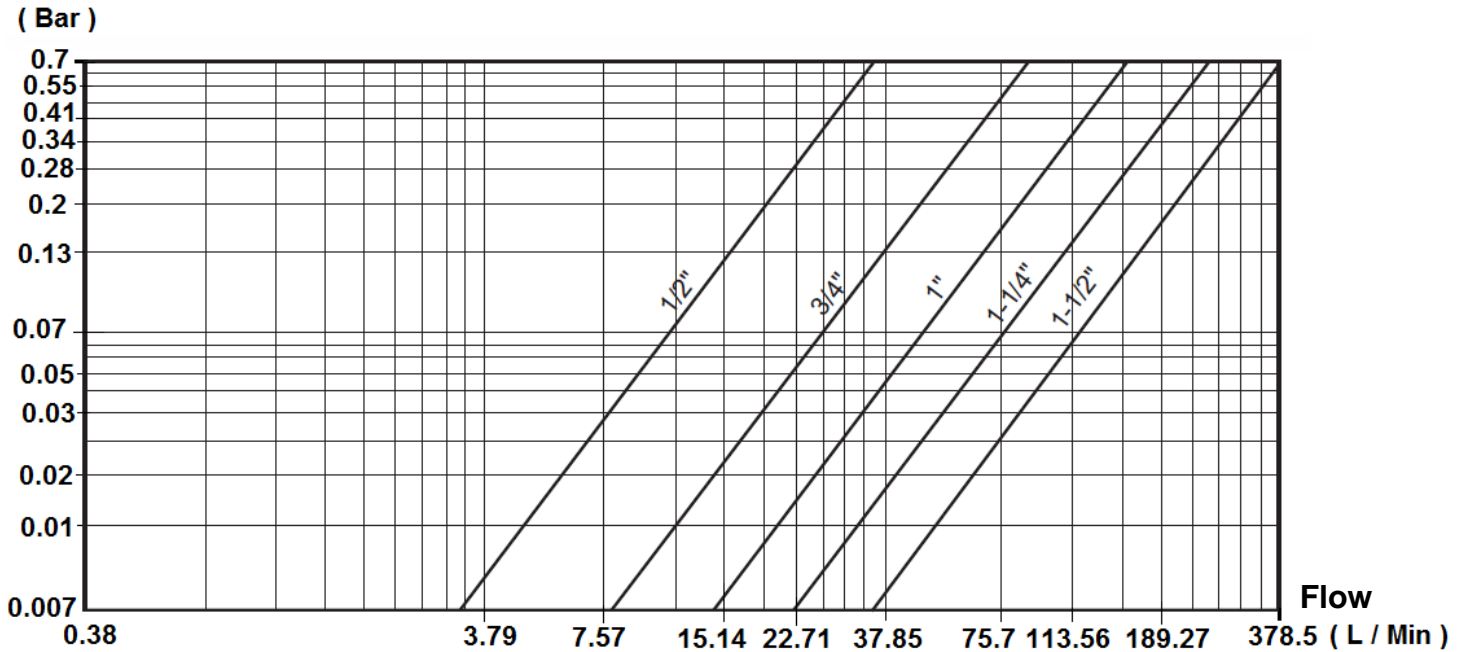
RANGE :

- PN10/16 Flanges R.F. from DN 15 to DN 150 and PN16 for DN200 **Ref.240**
- Screen alone with mesh 2.5/10° (250μ) **Ref. 9804900-9804911**

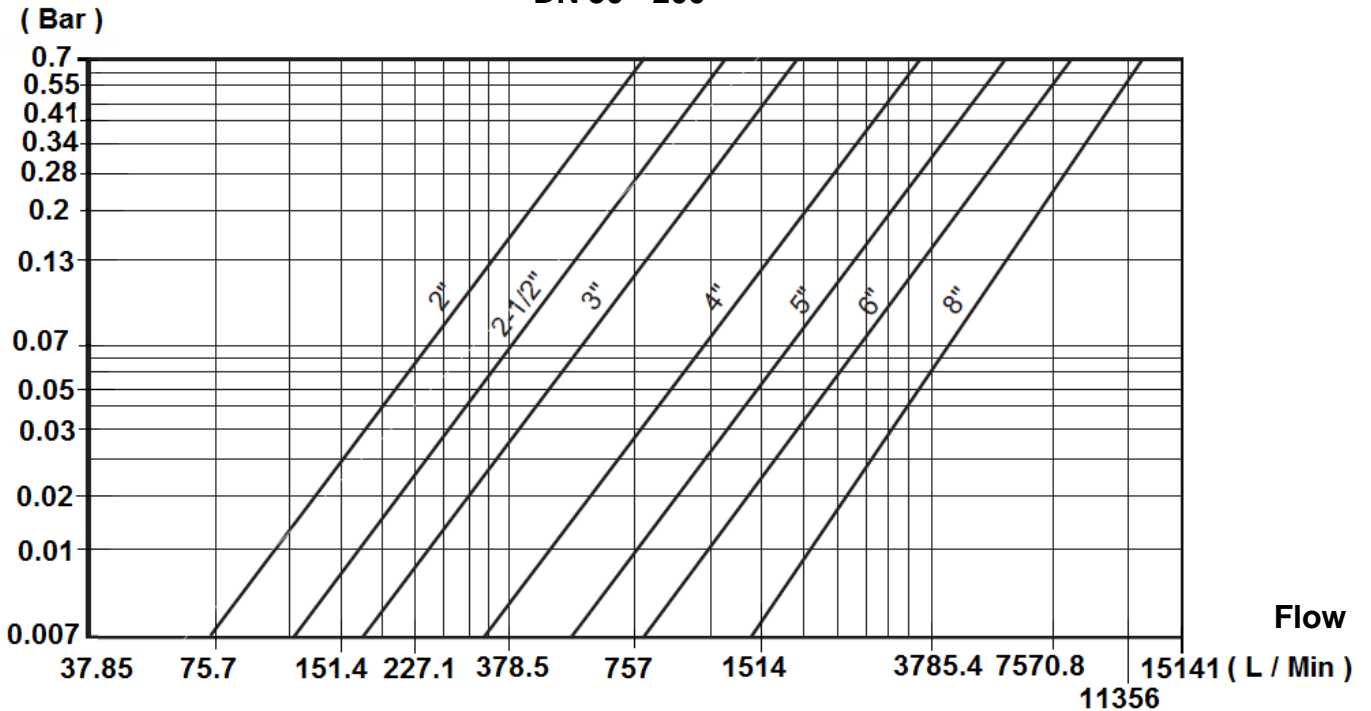
FLANGED STAINLESS STEEL Y STRAINER PN16 DIN 3202-1 F1

HEAD LOSS GRAPH :

DN 15 - 40

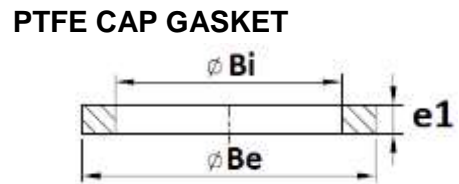
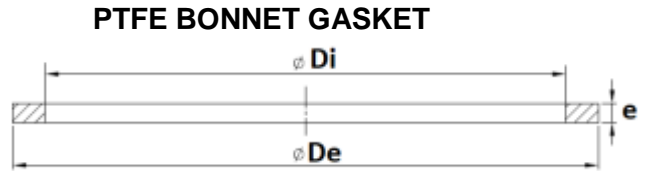
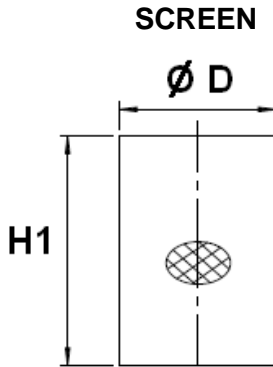


DN 50 - 200



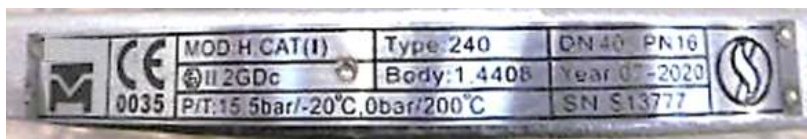
FLANGED STAINLESS STEEL Y STRAINER PN16 DIN 3202-1 F1

REPAIRABILITY :



		DN	15	20	25	32	40	50
Screen	Size	Ø D x H1	18 x 57	23 x 55	29 x 88	40 x 82	43 x 100	54 x 103
	Standard filtration	Mesh	0.8					
		Ref.	9804400	9804401	9804402	9804403	9804404	9804405
	Fine Filtration	Mesh	0.25					
Ref.		9804900	9804901	9804902	9804903	9804904	9804905	
Gaskets kit	Cap gasket	Ø Bi x Ø Be x e1	21 x 25.5 x 3					
	Bonnet gasket	Ø Di x Ø De x e	29 x 36 x 2.5	34 x 43 x 2.5	39 x 48 x 2.5	50 x 59 x 3	54 x 63 x 3	64 x 72 x 3
	Ref.		9804420	9804421	9804422	9804423	9804424	9804425

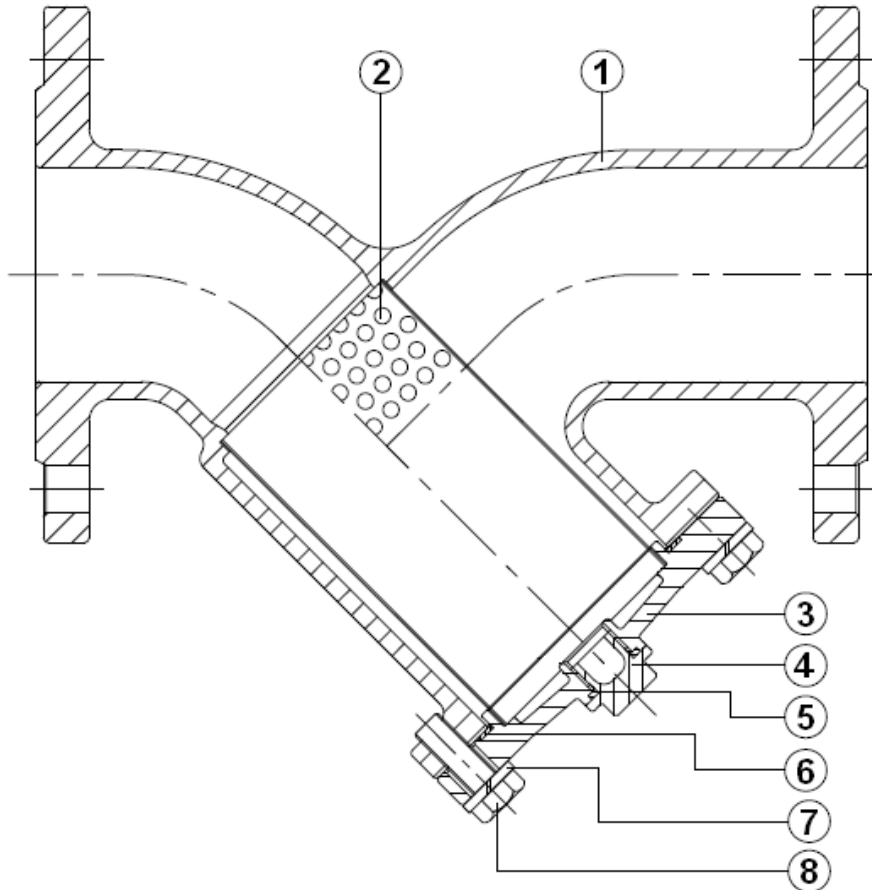
		DN	65	80	100	125	150	200
Screen	Size	Ø D x H1	68 x 135	84 x 150	103 x 159	130 x 220	154 x 250	208 x 300
	Standard filtration	Mesh	1		3			
		Ref.	9804406	9804407	9804408	9804409	9804410	9804411
	Fine Filtration	Mesh	0.25					
Ref.		9804906	9804907	9804908	9804909	9804910	9804911	
Gaskets kit	Cap gasket	Ø Bi x Ø Be x e1	21 x 25.5 x 3		26.5 x 35 x 3			
	Bonnet gasket	Ø Di x Ø De x e	79 x 88 x 3	93 x 106 x 3	119x130x3	148x156x3	182x193x3.5	239x251x3.5
	Ref.		9804426	9804427	9804428	9804429	9804430	9804431



Be careful, the codes above relate to the current model with the identification plate above (for spare parts of another version, please contact us)

FLANGED STAINLESS STEEL Y STRAINER PN16 DIN 3202-1 F1

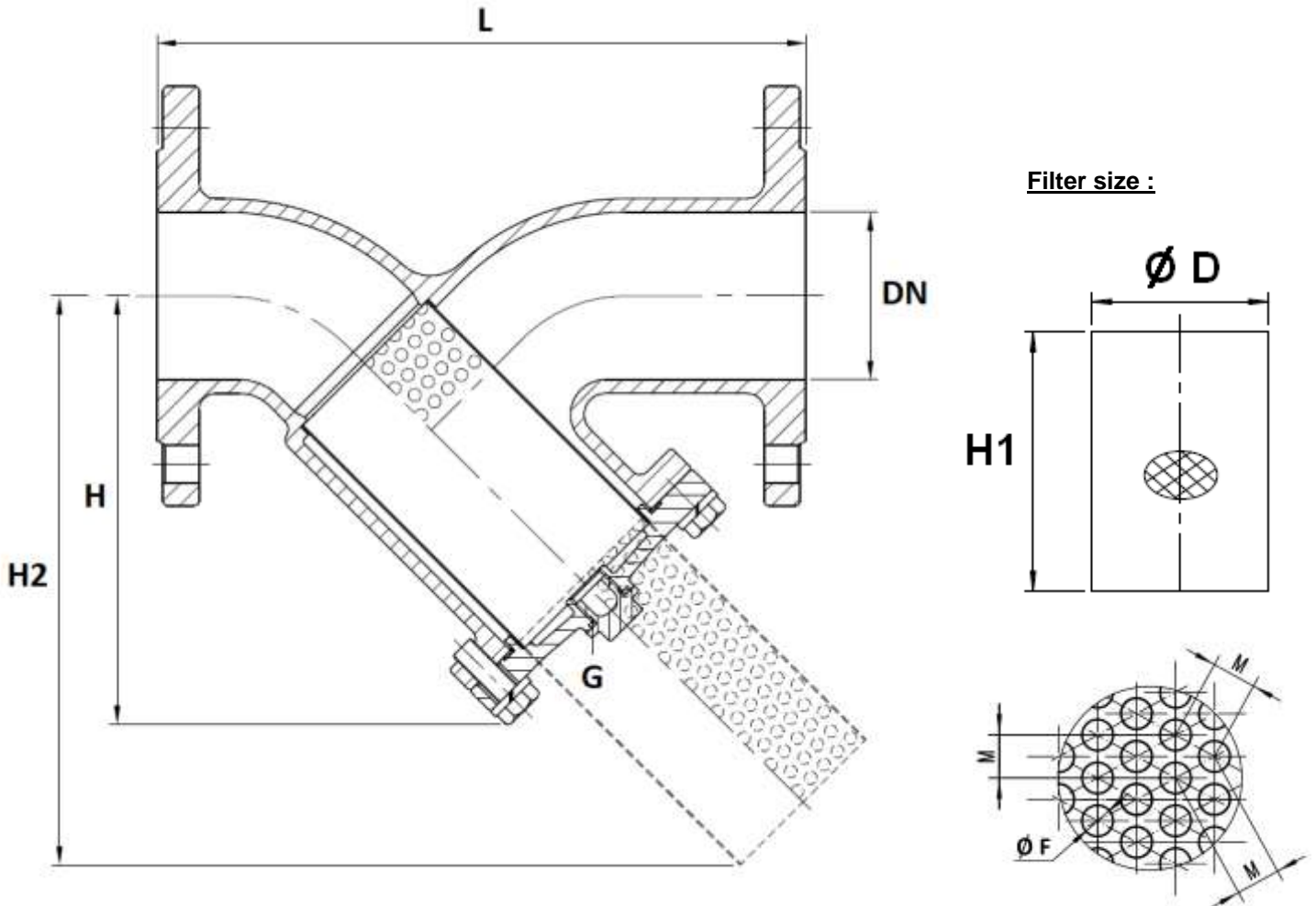
MATERIALS :



Item	Designation	Materials
1	Body	EN 1.4408
2	Filter	AISI 304
3	Bonnet	EN 1.4408
4	Draining cap	
5	Gasket	PTFE
6	Bonnet gasket	PTFE
7	Washer	AISI 304
8	Screw	

FLANGED STAINLESS STEEL Y STRAINER PN16 DIN 3202-1 F1

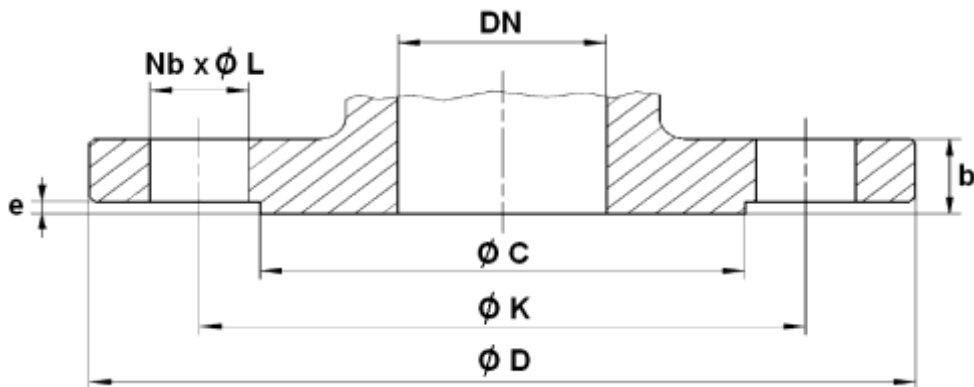
SIZE (in mm) :



DN	15	20	25	32	40	50	65	80	100	125	150	200
L	130	150	160	180	200	230	290	310	350	400	480	600
H	85	85	112	114	132	150	185	200	232	274	328	410
H2 (mini)	104	99	149	144	171.5	192.5	250	272	306	396	456	574
G (drain)	1/2"								3/4"			
Ø D	18	23	29	40	43	54	68	84	103	130	154	208
H1	57	55	88	82	100	103	135	150	159	220	250	300
Mesh (Ø F)	0.8						1		3			
M	1.8						2		4			
Weight (Kg)	2	2.7	3.5	5	6.1	8.1	12.3	15.5	22	30	41	77.1
Ref.	240015	240020	240025	240032	240040	240050	240065	240080	240100	240125	240150	240200

FLANGED STAINLESS STEEL Y STRAINER PN16 DIN 3202-1 F1

PN16 FLANGES SIZE (in mm) :



DN	15	20	25	32	40	50	65	80	100	125	150	200
Ø C	45	58	68	78	88	102	122	138	158	188	212	268
Ø D	95	105	115	140	150	165	185	200	220	250	285	340
Ø K	65	75	85	100	110	125	145	160	180	210	240	295
Nb x Ø L	4 x 14	4 x 14	4 x 14	4 x 18	4 x 18	4 x 18	4 x 18	8 x 18	8 x 18	8 x 18	8 x 22	12 x 22
b	14	16	16	16	16	18	18	20	20	22	22	24
e	2	2	2	2	3	3	3	3	3	3	3	3

FLANGED STAINLESS STEEL Y STRAINER PN16 DIN 3202-1 F1

STANDARDS :

- Manufacturer certified ISO 9001 : 2015
- DIRECTIVE 2014/68/EU : For liquids and gas of Group 1
 - DN15-25 : Article 4, §3 (SEP), no CE marking
 - DN32-50 : Risk Category I, marking CE 0035
 - DN65-200 : Risk Category II, marking CE 0035
- Certificate 3.1 on request
- Construction according to EN 12516-1
- Pressure tests according to API 598, table 6
- Length according to EN 558 series1 (DIN 3202-1 F1 – NF 29354)
- PN16 Flanges R.F. according to EN 1092-1
- ATEX Group II Category 2 G/2D Zone 1 & 21 Zone 2 & 22 (**optional marking**)
- Strainer in accordance with the regulation **(EC) N° 1935-2004 on request**
- Foundry certified Bureau Veritas Marine & Offshore according to NR320 (BV Marine recognition Mode II)

INSTALLATION POSITIONS :

Vertical position (descendand fluid)



Horizontal position



ADVICE : Our opinion and our advice are not guaranteed and SFERACO shall not be liable for the consequences of damages. The customer must check the right choice of the products with the real service conditions.